

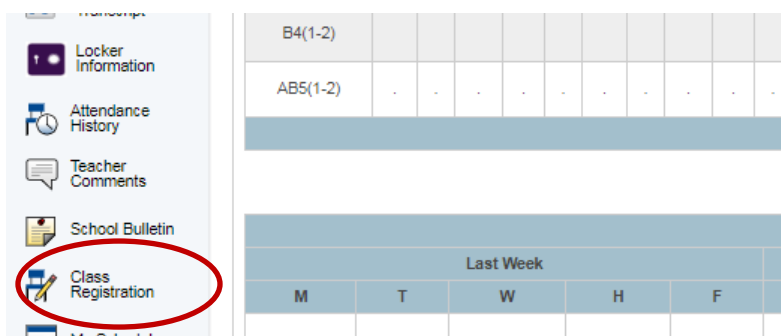
# POWERSCHOOL COURSE SELECTION DIRECTIONS

All students will be registering for next year's courses online using their student PowerSchool account. Course selection must be submitted by **April 9, 2021**.

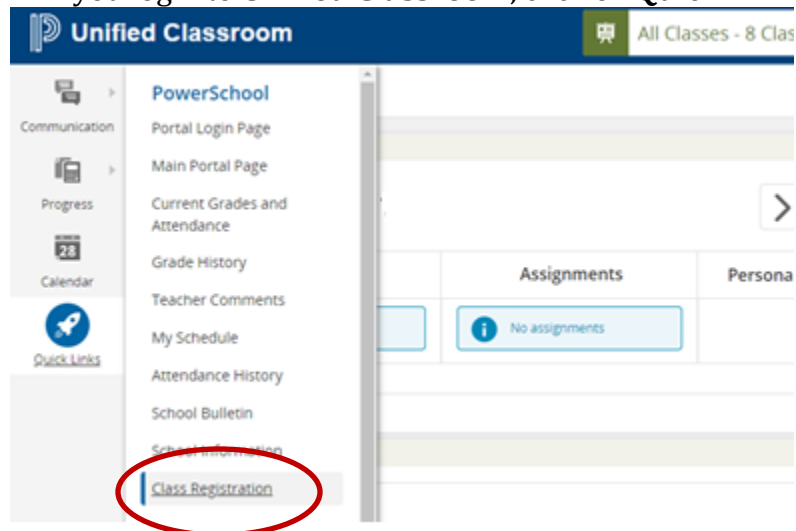
**The following instructions will help you complete your course selection:**

**STEP 1:** Login to your PowerSchool account using your username and password. The website is <http://sedelco.powerschool.com/public> (If you do not know your username and password, please contact the Help Desk at [helpdesk@sedelco.org](mailto:helpdesk@sedelco.org)).

**STEP 2:** On the left-side bar, locate and click on **Class Registration**. A set of course selection boxes should appear. (If you do not see any course selection boxes, click on another option on the side, like Grades and Attendance, and then come back to Class Registration).

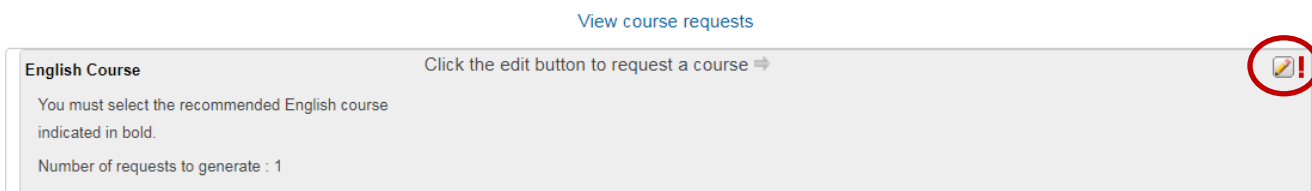


**\*\* If you login to Unified Classroom, click on Quick Links first and then Class Registration.**

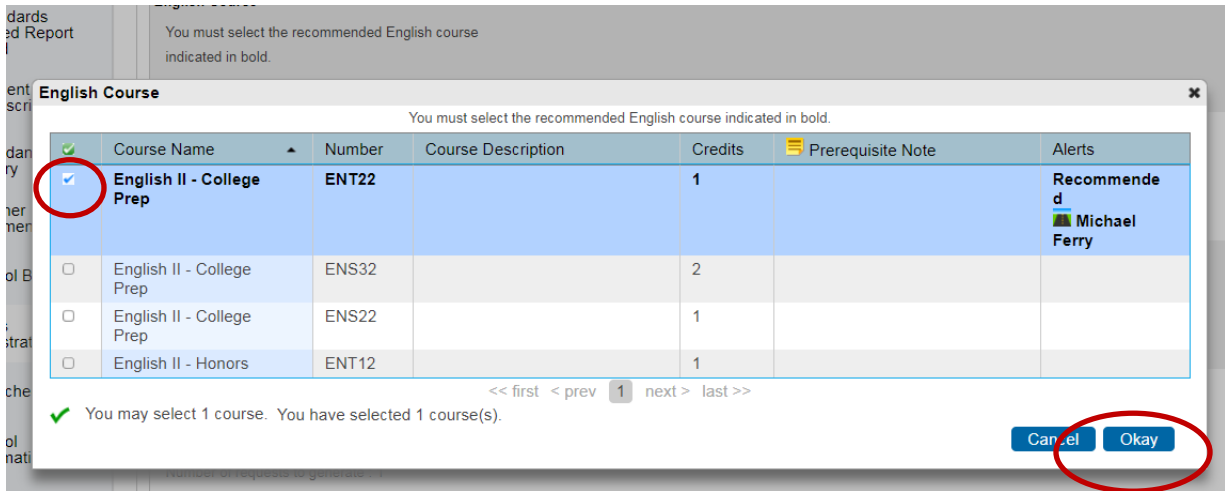


**STEP 3:** Select your recommended courses for English, History, Math, and Science.

- Begin by clicking on the pencil icon for each course group.



- The recommended course is in **Bold**. Select the check box on the left.

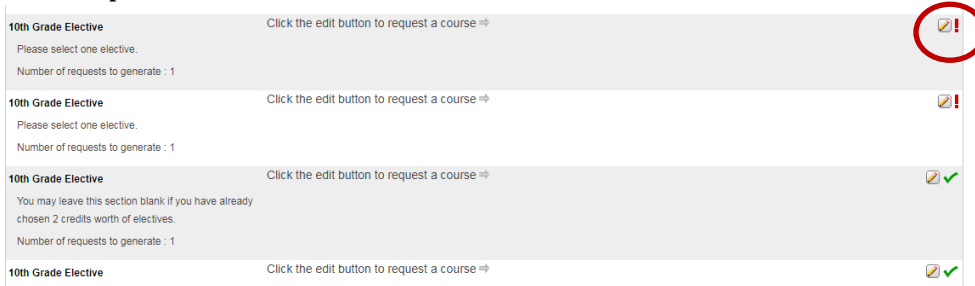


- Click the **“Okay”** button in the lower right corner when you are done. Repeat this process for each subject.

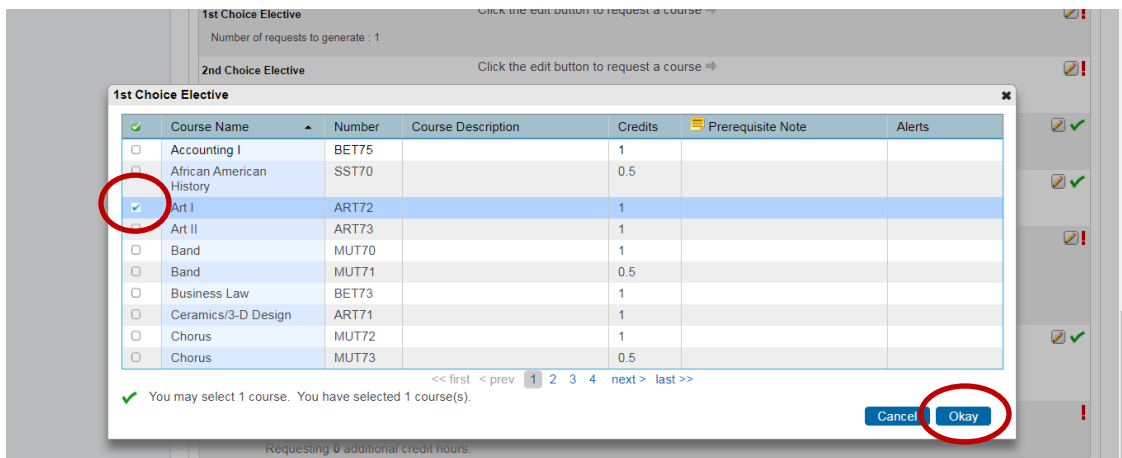
**STEP 4:** Select your elective courses.

- Please keep in mind as you select your additional courses:
  - All 10<sup>th</sup> graders must take Health and select a Physical Education class
  - All 11<sup>th</sup> graders must take School to Career and select a Physical Education class
  - Please do not select an elective you have already taken
  - Please do not repeat a selection (select Art 1 as your 1<sup>st</sup> and 2<sup>nd</sup> choice)

- Click on the pencil icon

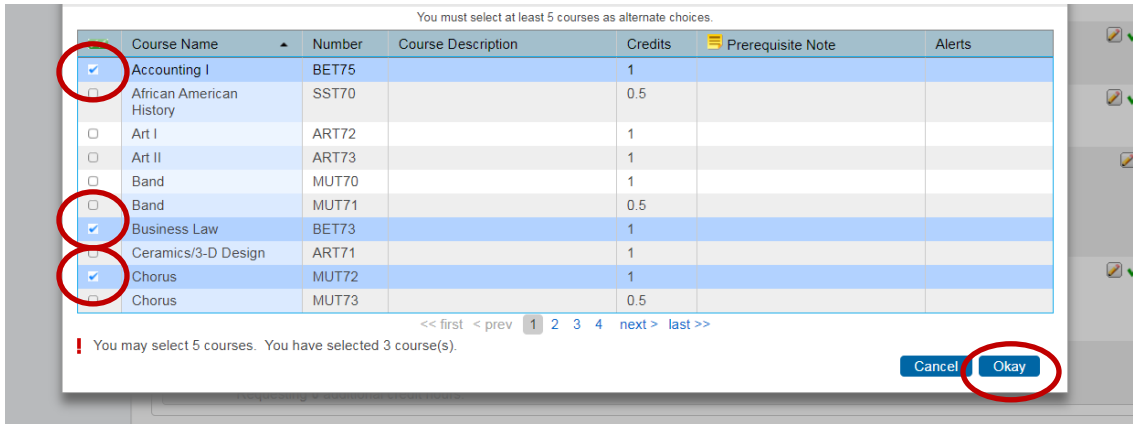


- Click on the check box of the desired course and click the **“Okay”** in the lower right corner

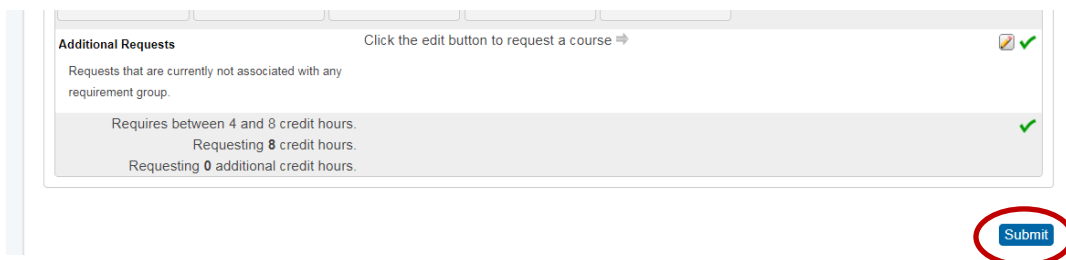


**STEP 5:** Select your alternate elective courses. These courses will only be selected if your first choices are not available. Please do not repeat a selection.

- Click on the pencil icon
- Click on the check boxes for your desired courses (You will be selecting multiple courses) and click the “Okay” in the lower right corner



**STEP 6:** Click **Submit**. The requesting credit hours must be at least 8 in order to submit your course selection.



Once you hit submit, you will be brought to a new screen that lists your course selection in alphabetical order.

**Course Requests:**

Course Catalog

Crs Num	Course	Type	Cr Hrs	Prerequisite Notes
1. ART72	Art I	Required	1.00	
2. ENT22	English II - College Prep	Required	1.00	
3. MAT22	Geometry - College Prep	Required	1.00	
4. SCT22	Biology I - College Prep	Required	2.00	
5. SST22	World History II - CP	Required	1.00	
6. WFT70	Fit For Life	Required	0.50	
7. WFTH0	Health	Required	0.50	
8. WLTS1	Spanish I	Required	1.00	
<b>Total Credit Hours Requested</b>			<b>8.00</b>	
1. BET73	Business Law	Alternate	1.00	
2. BET75	Accounting I	Alternate	1.00	
3. BET81	Financial Literacy	Alternate	1.00	
4. ENT71	Foundations of Journalism	Alternate	0.50	
5. MUT72	Chorus	Alternate	1.00	
<b>Total Alternate Hours Requested</b>			<b>4.50</b>	